



Coe Press Equipment Corporation

SpaceMaster Compact Coil Lines



Coe Press Equipment Corporation
"The Company That Feeds an Industry"

SpaceMaster Series 1 Compact Coil Lines



Coe Press SpaceMaster Series 1 Compact Coil Lines are designed to combine the 3 functions of unwinding, straightening, and feeding of coil stock into 1 machine. This compact arrangement provides optimum coil feeding efficiency with pilot release operation and saves valuable plant floorspace. The machine is rigidly mounted on a common machine base for maximum stability during the feeding process. The coil reel is driven by an AC inverter duty drive and motor. The combination feeder-straightener is driven by a closed loop digital servo drive and motor.

STANDARD FEATURES

- **Motorized Coil Reel for Payoff**
- **Inverter Duty AC Variable Speed Drive**
- **Heavy Duty Backplate Construction**
- **60" Maximum Coil Outside Diameter**
- **Hydraulic Mandrel Expansion Feature**
- **Fail Safe Disk Brake for Clockspring Control**
- **Material Width Scales on Mandrel Pads**
- **4 Heavy Duty Coil Keepers**
- **Air Operated Coil Hold Down Arm**
- **Endwheel for Clockspring Control**
- **Air Operated Coil Hold Up for Threading**
- **Electric Eye Type Loop Control**
- **Variable Speed Pay-off Operations**
- **Hand Crank Entrance Edge Guides**
- **3 Roll Catenary Support Section**
- **Heavy Duty Machine Cabinet Base**
- **+/- 4" Passline Height Adjustment**
- **Passline Adjusted by Screw Jacks**
- **9 Straightener Rolls – 5 over 4**
- **All Straightener Rolls Power Driven**
- **Precision Spur Gear Drive Train**
- **Permanently Lubed and Sealed Bearings**
- **Pivoting Type Straightener Head**
- **Head Opening for Access and Cleaning**
- **Feed Rolls With #3 Matte Chrome Finish**
- **Full Width Upper and Lower Feed Rolls**
- **Yaskawa AC Servo Drive - Digital Control**
- **Desk Type Slant Top Control Enclosure**
- **Centralized Controls for Reel and Feeder**
- **ServoMaster Controller MMI**



Coe Press Equipment Corporation
"The Company That Feeds an Industry"

SpaceMaster Series 1 12•16•20•24

ITEM

SPECIFICATIONS

MODEL	S1-12	S1-16	S1-20	S1-24
Max Coil Width	1.0" – 12.0"	1.0" – 16.0"	1.0" – 20.0"	1.0" – 24.0"
Max Coil Thickness	.010" – .125"	.010" – .125"	.010" – .125"	.010" – .125"
Nominal Coil I.D.	18"	18"	16"	16"
Max Coil O.D.	60"	60"	60"	60"
Coil Weight	6,600 lbs.	6,600 lbs.	6,600 lbs.	6,600 lbs.
Feed Roller Dia.	3.5"	3.5"	3.5"	3.5"
Pinch Roller Dia.	3.5"	3.5"	3.5"	3.5"
Straightener Roller Dia.	2.5"	2.5"	2.5"	2.5"
Line Speed	60 feet/min	60 feet/min	60 feet/min	60 feet/min
Feed Motor	3.0kw	3.0kw	3.0kw	3.0kw
Uncoiler Motor	1.5kw	1.5kw	1.5kw	1.5kw
Mandrel Expansion	Hydraulic	Hydraulic	Hydraulic	Hydraulic
Expansion Range	15.5" – 20.5"	15.5" – 20.5"	15.5" – 20.5"	15.5" – 20.5"
Air Pressure	70 psi	70 psi	70 psi	70 psi
Feed Level From Floor	tbd	tbd	tbd	tbd
Dimensions (L•W•H)	150" x 68" x 78"	150" x 72" x 78"	150" x 76" x 78"	150" x 80" x 78"
Machine Weight	4,600 lbs.	5,900 lbs.	7,500 lbs.	9,000 lbs.

FEEDING PERFORMANCE

FEED LENGTH	1"	2"	4"	6"	8"	10"	12"	14"	16"	18"	20"
Strokes/Min. 120° Feed Angle	114	85	64	53	47	43	39	36	34	32	30
Strokes/Min. 180° Feed Angle	174	129	96	80	71	64	60	55	52	49	46
Strokes/Min. 240° Feed Angle	228	170	127	107	93	85	76	73	69	64	61

Note: Feeding Performance shown for reference only. Consult factory for exact performance.

STRAIGHTENING CAPACITY

TYPE	S1-12	S1-16	S1-20	S1-24
COIL THICKNESS	COIL WIDTH	COIL WIDTH	COIL WIDTH	COIL WIDTH
.010" – .070"	12"	16"	20"	24"
.080"	12"	12"	12"	12"
.090"	10"	10"	10"	10"
.110"	8"	8"	8"	8"
.125"	6"	6"	6"	6"

Note: Straightening Capacity shown may require optional drive sizes. Consult factory for exact capacity.



OPTIONS

- 460 Volt Step-down Transformer
- Hydraulic Traveling Coil Car
- Extra Set of 4 Coil Keepers
- Motorized Passline Height Adjustment

SpaceMaster Series 2 Compact Coil Lines



Coe Press SpaceMaster Series 2 Compact Coil Lines are designed to combine the 3 functions of unwinding, straightening, and feeding of coil stock into 1 machine. This compact arrangement provides optimum coil feeding efficiency with pilot release operation and saves valuable plant floorspace. The machine is rigidly mounted on a common machine base for maximum stability during the feeding process. The coil reel is driven by an AC inverter duty drive and motor. The combination feeder-straightener is driven by a closed loop digital servo drive and motor.

STANDARD FEATURES

- **Motorized Coil Reel for Payoff**
- **Inverter Duty AC Variable Speed Drive**
- **Heavy Duty Backplate Construction**
- **60" Maximum Coil Outside Diameter**
- **Hydraulic Mandrel Expansion Feature**
- **Fail Safe Disk Brake for Clockspring Control**
- **Material Width Scales on Mandrel Pads**
- **4 Heavy Duty Coil Keepers**
- **Air Operated Coil Hold Down Arm**
- **Motorized Endwheel for Coil Threading**
- **Variable Speed Drive for Endwheel**
- **Air Operated Coil Hold Up for Threading**
- **Electric Eye Type Loop Control**
- **Variable Speed Pay-off Operations**
- **Threading Assist Roll Assembly**
- **Anti-backup Feature Built into Debender**
- **Dual Roll Entrance Edge Guides**
- **Single Roll Exit Edge Guides**
- **+/- 1" Offset Feature for Edge Guides**
- **3 Roll Catenary Support Section**
- **Heavy Duty Machine Cabinet Base**
- **+/- 4" Passline Height Adjustment**
- **Passline Adjusted by Screw Jacks**
- **9 Straightener Rolls – 5 over 4**
- **All Straightener Rolls Power Driven**
- **Precision Spur Gear Drive Train**
- **Permanently Lubed and Sealed Bearings**
- **Worm Gear Adjustment of Upper Rolls**
- **Feed Rolls With #3 Matte Chrome Finish**
- **Full Width Upper and Lower Feed Rolls**
- **Yaskawa AC Servo Drive - Digital Control**
- **Desk Type Slant Top Control Enclosure**
- **Centralized Controls for Reel and Feeder**
- **ServoMaster Controller MMI**



Coe Press Equipment Corporation
"The Company That Feeds an Industry"

SpaceMaster Series 2 12•16•20•24

ITEM

SPECIFICATIONS

MODEL	S2-12	S2-16	S2-20	S2-24
Max Coil Width	2.0" – 12.0"	2.0" – 16.0"	2.0" – 20.0"	2.0" – 24.0"
Max Coil Thickness	.010" – .187"	.010" – .187"	.010" – .187"	.010" – .187"
Nominal Coil I.D.	20"	20"	20"	20"
Max Coil O.D.	60"	60"	60"	60"
Coil Weight	6,600 lbs.	6,600 lbs.	6,600 lbs.	6,600 lbs.
Feed Roller Dia.	5.0"	5.0"	5.0"	5.0"
Pinch Roller Dia.	5.0"	5.0"	5.0"	5.0"
Straightener Roller Dia.	2.5"	2.5"	2.5"	2.5"
Line Speed	60 feet/min	60 feet/min	60 feet/min	60 feet/min
Feed Motor	3.0kw	3.0kw	5.5kw	5.5kw
Uncoiler Motor	1.5kw	1.5kw	1.5kw	1.5kw
Mandrel Expansion	Hydraulic	Hydraulic	Hydraulic	Hydraulic
Expansion Range	15.5" – 20.5"	15.5" – 20.5"	15.5" – 20.5"	15.5" – 20.5"
Air Pressure	70 psi	70 psi	70 psi	70 psi
Feed Level From Floor	tbd	tbd	tbd	tbd
Dimensions (L•W•H)	156" x 88" x 65"	156" x 92" x 65"	156" x 96" x 65"	156" x 100" x 65"
Machine Weight	7,700 lbs.	9,000 lbs.	11,700 lbs.	12,400 lbs.

SpaceMaster Series 2 32•40•52

ITEM

SPECIFICATIONS

MODEL	S2-32	S2-40	S2-52
Max Coil Width	2.0" – 32.0"	2.0" – 40.0"	2.0" – 52.0"
Max Coil Thickness	.010" – .187"	.010" – .187"	.010" – .187"
Nominal Coil I.D.	20"	20"	20"
Max Coil O.D.	60"	60"	60"
Coil Weight	11,000 lbs.	11,000 lbs.	11,000 lbs.
Feed Roller Dia.	5.0"	5.0"	5.0"
Pinch Roller Dia.	5.0"	5.0"	5.0"
Straightener Roller Dia.	2.5"	2.5"	2.5"
Line Speed	60 feet/min	60 feet/min	60 feet/min
Feed Motor	5.5kw	7.5kw	11.0kw
Uncoiler Motor	3.0kw	3.0kw	3.0kw
Mandrel Expansion	Hydraulic	Hydraulic	Hydraulic
Expansion Range	18.5" – 20.5"	18.5" – 20.5"	18.5" – 20.5"
Air Pressure	70 psi	70 psi	70 psi
Feed Level From Floor	tbd	tbd	tbd
Dimensions (L•W•H)	156" x 108" x 65"	156" x 116" x 65"	156" x 128" x 65"
Machine Weight	13,200 lbs.	15,200 lbs.	16,500 lbs.

SpaceMaster Series 2 Compact Coil Lines

FEEDING PERFORMANCE

FEED LENGTH	2"	4"	6"	8"	10"	12"	14"	16"	18"	20"	22"	24"
Strokes/Min. 90°	61	45	36	31	26	23	21	19	17	16	15	14
Strokes/Min. 120°	81	60	49	41	35	31	28	25	23	21	19	18
Strokes/Min. 180°	122	90	73	61	53	47	42	38	34	31	29	27
Strokes/Min. 240°	163	120	97	82	71	62	55	50	46	42	39	36

Note: Feeding Performance shown for reference only. Consult factory for exact performance.

SpaceMaster Series 2 12•16•20•24

STRAIGHTENING CAPACITY

TYPE	S2-12	S2-16	S2-20	S2-24
COIL THICKNESS	COIL WIDTH	COIL WIDTH	COIL WIDTH	COIL WIDTH
.010" – .100"	12"	16"	20"	24"
.125"	12"	12"	12"	12"
.156"	10"	10"	10"	10"
.187"	8"	8"	8"	8"


Note: Straightening Capacity shown may require optional drive sizes. Consult factory for exact capacity.

SpaceMaster Series 2 32•40•52

STRAIGHTENING CAPACITY

TYPE	S2-32	S2-40	S2-52
COIL THICKNESS	COIL WIDTH	COIL WIDTH	COIL WIDTH
.010" – .100"	32"	40"	52"
.125"	10"	10"	8"
.156"	8"	8"	6"
.187"	6"	6"	4"

Note: Straightening Capacity shown may require optional drive sizes. Consult factory for exact capacity.



OPTIONS

- 460 Volt Step-down Transformer
- 72" Maximum Coil O.D.
- Extra Set of 4 Coil Keepers
- Hydraulic Traveling Coil Car
- 80 FPM Maximum Linespeed
- Special Expansion Range 19.5"-24.5"
- Motorized Passline Height Adjustment
- Motorized Straightener Roll Adjustment
- Increase Coil Weight Capacity to 11,000 lbs.
- Increase Coil Weight Capacity to 15,000 lbs.
- Dual Roll Upper Coil Guide Assembly
- Motorized Coil Guide Adjustment
- Increase Feed Drive Size and Reduction

SpaceMaster Series 2 - Features and Benefits



Effective coil containment is provided by a combination of hydraulic mandrel expansion, heavy-duty keepers, and air operated hold down. The motorized endwheel is driven by an AC variable speed motor to maintain tension on the coil during payoff operations. Effective threading is provided by the air operated coil hold-up device designed for bottom payoff.



A heavy-duty funneling plate is used to catch the leading edge of the coil. The pivoting threading assist roll directs the coil into the pinch rolls. Accurate strip guiding is provided by the dual roll entrance edge guides that are mounted within the 3 roll catenary support section. The entrance pinch rolls are mounted on a true pivoting yoke mechanism and driven by a cluster gear arrangement.



The feeder-straightener is mounted on a heavy-duty cabinet base with ± 4 " passline adjustment. The upper straightener rolls are designed with a pivoting type head for pilot release operations. The upper roll depth adjustments are made by entrance and exit side handcrank mechanisms with corresponding scales and position readouts for repeatable set-ups.



Accurate strip alignment to the press and tooling is assured by single roll exit edge guides. An offset feature of ± 1 " is provided to allow adjustment of the strip position. The feed rolls are mounted on a true pivoting yoke mechanism and driven by a cluster gear arrangement. This design assures full engagement of the drive gearing regardless of material thickness.

SpaceMaster Series 3 Compact Coil Lines



Coe Press SpaceMaster Series 3 Compact Coil Lines are designed to combine the 3 functions of unwinding, straightening, and feeding of coil stock into 1 machine. This compact arrangement provides optimum coil feeding efficiency with pilot release operation and saves valuable plant floorspace. The machine is rigidly mounted on a common machine base for maximum stability during the feeding process. The coil reel is driven by an AC inverter drive and motor. The combination feeder-straightener is driven by a closed loop digital servo drive and motor.

STANDARD FEATURES

- **Motorized Coil Reel for Payoff**
- **Inverter Duty AC Variable Speed Drive**
- **Heavy Duty Backplate Construction**
- **64" Maximum Coil Outside Diameter**
- **Hydraulic Mandrel Expansion Feature**
- **Fail Safe Disk Brake for Clockspring Control**
- **Material Width Scales on Mandrel Pads**
- **Hydraulic Coil Hold Down Arm**
- **Motorized Endwheel for Coil Threading**
- **Variable Speed Drive for Endwheel**
- **Hydraulic Coil Hold Up for Threading**
- **Dual Roll Upper Coil Guide Assembly**
- **Electric Eye Type Loop Control**
- **Variable Speed Pay-off Operations**
- **Threading Assist Roll Assembly**
- **Threading Debender Roll Assembly**
- **Dual Roll Entrance Edge Guides**
- **Single Roll Exit Edge Guides**
- **+/- 1" Offset Feature for Edge Guides**
- **3 Roll Catenary Support Section**
- **Heavy Duty Machine Cabinet Base**
- **+/- 4" Passline Height Adjustment**
- **Passline Adjusted by Screw Jacks**
- **8 Straightener Rolls – 4 over 4**
- **Lower Straightener Rolls Power Driven**
- **Precision Spur Gear Drive Train**
- **Permanently Lubed and Sealed Bearings**
- **Worm Gear Adjustment of Upper Rolls**
- **Feed Rolls With #3 Matte Chrome Finish**
- **Full Width Upper and Lower Feed Rolls**
- **Yaskawa AC Servo Drive - Digital Control**
- **Desk Type Slant Top Control Enclosure**
- **Centralized Controls for Reel and Feeder**
- **ServoMaster Controller MMI**



Coe Press Equipment Corporation
"The Company That Feeds an Industry"

SpaceMaster Series 3 16•20•24•32

ITEM

SPECIFICATIONS

MODEL	S3-16	S3-20	S3-24	S3-32
Max Coil Width	2.0" - 16.0"	2.0" - 20.0"	2.0" - 24.0"	2.0" - 32.0"
Max coil Thickness	.025" - .250"	.025" - .250"	.025" - .250"	.025" - .250"
Nominal Coil I.D.	20"	20"	20"	20"
Max Coil O.D.	64"	64"	64"	64"
Coil Weight	11,000 lbs.	11,000 lbs.	11,000 lbs.	15,000 lbs.
Feed Roller Dia.	5.7"	5.7"	5.7"	5.7"
Pinch Roller Dia.	4.4"	4.4"	4.4"	4.4"
Straightener Roller Dia.	3.5"	3.5"	3.5"	3.5"
Line Speed	60 feet/min	60 feet/min	60 feet/min	60 feet/min
Feed Motor	7.5kw	7.5kw	7.5kw	7.5kw
Uncoiler Motor	3.0kw	3.0kw	3.0kw	5.0kw
Mandrel Expansion	Hydraulic	Hydraulic	Hydraulic	Hydraulic
Expansion Range	18.5" - 20.5"	18.5" - 20.5"	18.5" - 20.5"	18.5" - 20.5"
Air Pressure	70 psi	70 psi	70 psi	70 psi
Feed Level From Floor	tbd	tbd	tbd	tbd
Dimensions (L•W•H)	184" x 90" x 80"	184" x 94" x 80"	184" x 98" x 80"	184" x 106" x 80"
Machine Weight	11,700 lbs.	12,300 lbs.	13,600 lbs.	14,500 lbs.

SpaceMaster Series 3 40•52•64

ITEM

SPECIFICATIONS

MODEL	S3-40	S3-52	S3-64
Max Coil Width	2.0" - 40.0"	2.0" - 52.0"	2.0" - 64.0"
Max coil Thickness	.025" - .250"	.025" - .250"	.025" - .250"
Nominal Coil I.D.	20"	20"	20"
Max Coil O.D.	64"	64"	64"
Coil Weight	15,000 lbs.	20,000 lbs.	20,000 lbs.
Feed Roller Dia.	5.7"	5.7"	5.7"
Pinch Roller Dia.	4.4"	4.4"	4.4"
Straightener Roller Dia.	3.5"	3.5"	3.5"
Line Speed	60 feet/min	60 feet/min	60 feet/min
Feed Motor	11.0kw	15.0kw	15.0kw
Uncoiler Motor	5.0kw	5.0kw	5.0kw
Mandrel Expansion	Hydraulic	Hydraulic	Hydraulic
Expansion Range	18.5" - 20.5"	18.5" - 20.5"	18.5" - 20.5"
Air Pressure	70 psi	70 psi	70 psi
Feed Level From Floor	tbd	tbd	tbd
Dimensions (L•W•H)	184" x 114" x 80"	184" x 126" x 80"	184" x 138" x 80"
Machine Weight	15,400 lbs.	18,000 lbs.	20,000 lbs.

SpaceMaster Series 3 Compact Coil Lines

FEEDING PERFORMANCE

FEED LENGTH	2"	4"	6"	8"	10"	12"	14"	16"	18"	20"	22"	24"
Strokes/Min. 90°	61	45	37	32	28	25	22	20	19	17	16	15
Strokes/Min. 120°	81	60	50	43	37	33	30	27	25	23	21	20
Strokes/Min. 180°	122	90	75	64	56	50	45	41	37	34	32	30
Strokes/Min. 240°	163	120	99	85	75	66	60	54	50	46	43	40

Note: Feeding Performance shown for reference only. Consult factory for exact performance.

SpaceMaster Series 3 16•20•24•32

STRAIGHTENING CAPACITY

TYPE	S3-16	S3-20	S3-24	S3-32
COIL THICKNESS	COIL WIDTH	COIL WIDTH	COIL WIDTH	COIL WIDTH
.025" - .100"	16"	20"	24"	32"
.125"	16"	20"	24"	28"
.156"	16"	20"	22"	22"
.187"	14"	18"	20"	20"
.210"	12"	14"	14"	14"
.250"	10"	10"	10"	10"


Note: Straightening Capacity may require optional drive sizes. Consult factory for exact capacity.

SpaceMaster Series 3 40•52•64

STRAIGHTENING CAPACITY

TYPE	S3-40	S3-52	S3-64
COIL THICKNESS	COIL WIDTH	COIL WIDTH	COIL WIDTH
.025" - .100"	40"	52"	64"
.125"	28"	30"	32"
.156"	22"	24"	26"
.187"	20"	20"	20"
.210"	14"	14"	14"
.250"	10"	10"	10"

Note: Straightening Capacity may require optional drive sizes. Consult factory for exact capacity.



OPTIONS

- 460 Volt Step-down Transformer
- 72" Maximum Coil O.D.
- Hydraulic Traveling Coil Car
- 80 FPM Maximum Linespeed
- Special Expansion Range 19.5" - 24.5"
- Motorized Passline Height Adjustment
- Motorized Straightener Roll Adjustment
- Motorized Coil Guide Adjustment
- Increase Coil Weight Capacity to 15,000 lbs.
- Increase Coil Weight Capacity to 20,000 lbs.
- Increase Coil Weight Capacity to 30,000 lbs.
- Increase Feed Drive Size and Reduction

SpaceMaster Series 3 - Features and Benefits



A heavy-duty funneling plate is used to catch the leading edge of the coil. The pivoting threading assist roll directs the coil into the debender roll section where coil set is removed from the strip before it is directed into the pinch rolls of the feeder. Accurate strip guiding is provided by the dual roll entrance edge guides that are mounted within the 3 roll catenary support section.




The upper straightener rolls are designed with a pivoting type head for pilot release operations. Accurate strip alignment to the press and tooling is assured by single roll exit edge guides. The feed rolls are mounted on a true pivoting yoke mechanism and driven by a cluster gear arrangement. This design assures full engagement of the drive gearing regardless of material thickness.



Effective coil containment is provided by a combination of hydraulic mandrel expansion, heavy-duty coil guides, and hydraulically operated hold down. The motorized endwheel is driven by an AC variable speed motor to maintain tension on the coil during payoff operations. Effective threading is provided by the hydraulic operated hold-up device designed for bottom payoff.



The SpaceMaster Compact Coil Line is provided with centralized controls for the entire system. The servo controls and machine controls are integrated into a sloped front control enclosure. Jog pendants are provided for functions that require the operator to access the machine. The ServoMaster Controller has a user-friendly keypad and display for job set-up and troubleshooting.



40549 Brentwood
Sterling Heights, MI 48310
(586) 979-4400 • Fax (586) 979-2970
Website: www.cpec.com



Coe Press Equipment Corporation
"The Company That Feeds an Industry"